


Molding Power Inductors -MCH Series



欣腾辉电子
XINTENGHUI ELECTRONICS

MCH Series



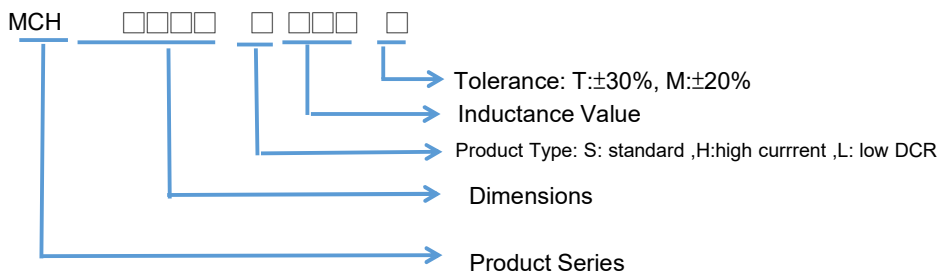
Description:

- RoHS, Halogen Free and REACH Compliance
- High current carrying capacity, Low core losses
- Carbon-based magnetic core material
- Frequency range up to 5MHz.
- Magnetically shielded, low EMI

Applications:

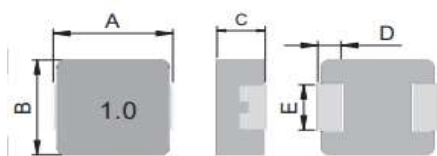
- Switches and servers
- SSD modules
- Notebook regulators
- Battery power systems
- DC/DC converters

Product Identification

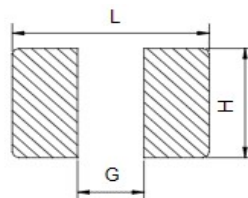


Dimensions-mm

Shape and Dimensions



Recommended Pad Layout



Dimensions-mm

TYPE	A	B	C	D	E
0415	4.45±0.25	4.06±0.25	1.30±0.20	0.76±0.30	2.00±0.20

Dimensions-mm

TYPE	L	G	H
0415	5.2	2.2	2.3

Molding Power Inductors -MCH Series

Electrical Characteristics

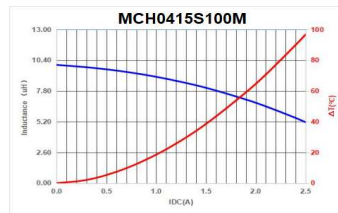
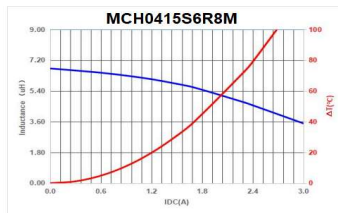
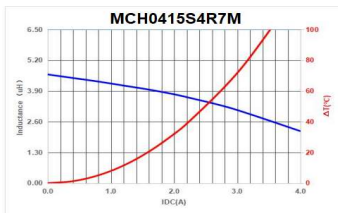
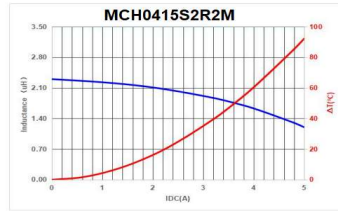
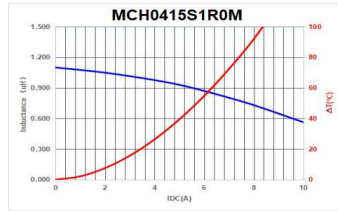
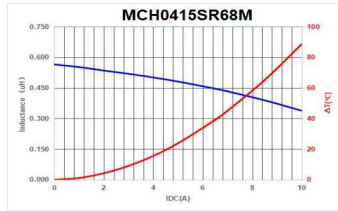
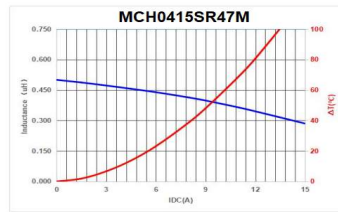
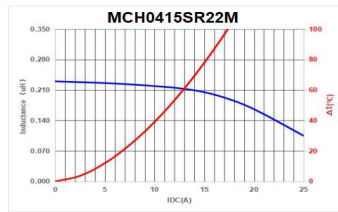
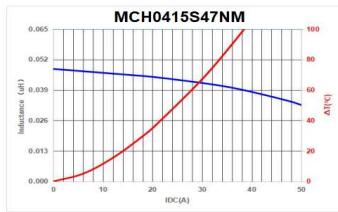
Part No.	Inductance (μ H)	Tolerance (\pm %)	Test Freq.	RDC(m Ω) Max.(Typ)	Isat(A) Typ.	Irms(A) Typ.
MCH0415S47NM	0.047	20	100KHZ,1V	2.5(2.1)	48.0	20.5
MCH0415SR12T	0.12	30	100KHZ,1V	5.0(4.0)	20.0	15.0
MCH0415SR22M	0.22	20	100KHZ,1V	7.8(6.5)	20.0	10.0
MCH0415SR47M	0.47	20	100KHZ,1V	19.0(15.0)	11.0	8.0
MCH0415SR68M	0.68	20	100KHZ,1V	21.5(19.0)	8.5	6.5
MCH0415SR82M	0.82	20	100KHZ,1V	36.0(29.0)	7.5	5.5
MCH0415S1R0M	1.00	20	100KHZ,1V	40.0(34.0)	7.0	5.0
MCH0415S2R2M	2.20	20	100KHZ,1V	72.0(63.0)	4.0	3.2
MCH0415S4R7M	4.70	20	100KHZ,1V	140(120)	2.8	2.2
MCH0415S6R8M	6.80	20	100KHZ,1V	276(230)	2.3	1.7
MCH0415S100M	10.00	20	100KHZ,1V	400(345)	1.9	1.5

Notes:

- 1.All test data is referenced to 25°C ambient.
- 2.Operating temperature range -55°C to +125°C (Including self - temperature rise)
- 3.Irms(A):DC current(A) that will cause an approximate ΔT of 40°C (reference ambient temperature is 25°C)
- 4.Isat(A):DC current(A) that will cause L0 to drop approximately 30%.
5. Measure Equipment :
L : Wayne kerr 3260B/G LCR Meter (or equivalent), 100KHz 1.0V
RDC : CHEN HWA502BC/HP4338B (or equivalent)
Isat : Wayne kerr 3265B Bias Current Source (or equivalent)
Irms : Wayne kerr 3265B Bias Current Source (or equivalent)
- 6.Test Condition:
Temperature:26 \pm 3°C
Humidity:<70% RH
Frequency:100KHz 1.0V
- 7.Absolute maximum voltage 40VDC

Molding Power Inductors -MCH Series

Curve:




Molding Power Inductors -MCH Series

Packaging:

Packaging -Cover Tape

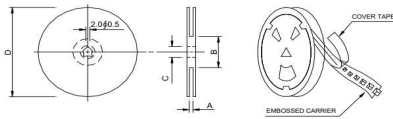
The force for tearing off cover tape is 10 to 130 grams in the arrow direction.



Packaging Quantity

Series	PCS/REEL
MCH0415	3500

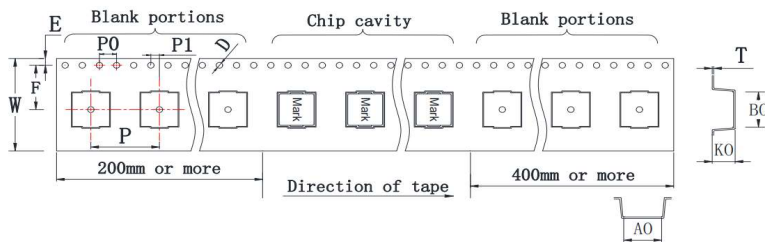
Reel Dimensions



Reel Dimensions:mm

Series	Type	A	B	C	D
MCH0415	13"x12mm	12.4+2/-0	100±2	13+0.5/0.2	330

Tape Dimensions in mm



Series	B0	A0	K0	P	W	D	E	F	P1	P0	T
MCH0415	5.0±0.1	4.4±0.1	1.7±0.1	8.0±0.1	12±0.3	1.5±0.1	1.75±0.1	5.5±0.1	2.0±0.1	4.0±0.1	0.35±0.05