

Molding Power Inductors -MFH Series



欣腾辉电子
XINTENGHUI ELECTRONICS

MFH Series



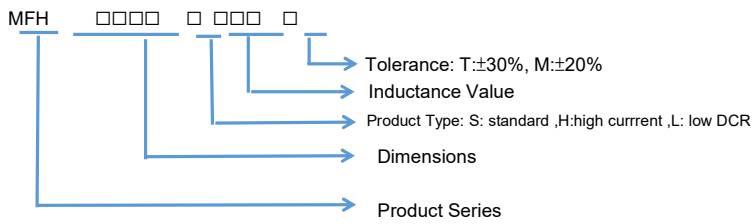
Description:

- Soft saturation.
- High current · low DCR · high efficiency.
- Very low acoustic noise and very low leakage flux noise.
- High reliability.
- 100% Lead(Pb)-Free and RoHS compliant.
- Operating temperature -40~+125°C(Including self - temperature rise)

Applications:

- Note PC power system · incl. IMVP-6
- DC/DC converter .

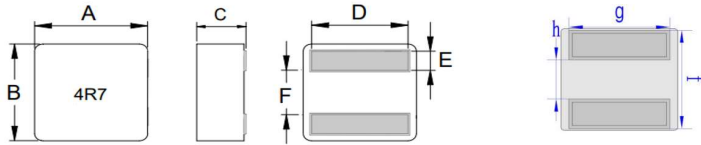
Product Identification



Dimensions-mm

Shape and Dimensions

Recommended Pad Layout



Dimensions-mm

Dimensions-mm

TYPE	A	B	C	D	E	F	TYPE	f	g	h
0420	4.2±0.2	4.2±0.2	2.1max.	4.20Typ.	1.2±0.2	1.4±0.2	0420	4.30Typ.	4.4Typ.	1.2Typ.

Molding Power Inductors -MFH Series

Electrical Characteristics

Part No.	Inductance (uH)	Tolerance (±%)	Test Freq.	RDC(mΩ) Typ.	RDC(mΩ) Max.	Isat(A) Typ.	Isat(A) Max.	Irms(A) 40°C rise.	Marking
MFH0420H47NM	0.047	20	1MHZ,0.1V	1.05	1.20	50.00	45.00	38.00	47N
MFH0420HR33M	0.33	20	1MHZ,0.1V	3.10	3.50	16.10	15.20	16.10	R33
MFH0420HR47M	0.47	20	1MHZ,0.1V	4.10	4.60	13.40	11.50	13.40	R47
MFH0420HR56M	0.56	20	1MHZ,0.1V	5.10	5.70	10.20	9.80	10.50	R56
MFH0420HR68M	0.68	20	1MHZ,0.1V	5.60	6.40	10.20	9.80	10.50	R68
MFH0420HR82M	0.82	20	1MHZ,0.1V	6.50	7.50	9.30	8.80	9.30	R82
MFH0420H1R0M	1.00	20	1MHZ,0.1V	7.90	8.80	8.80	8.20	8.80	1R0
MFH0420H1R2M	1.20	20	1MHZ,0.1V	9.50	10.50	8.20	7.80	8.20	1R2
MFH0420H1R5M	1.50	20	1MHZ,0.1V	12.40	13.60	7.90	7.50	7.90	1R5
MFH0420H2R2M	2.20	20	1MHZ,0.1V	21.10	22.50	7.10	6.40	7.10	2R2
MFH0420H3R3M	3.30	20	1MHZ,0.1V	28.50	32.00	5.40	4.70	4.70	3R3
MFH0420H4R7M	4.70	20	1MHZ,0.1V	28.50	47.00	4.50	4.10	4.10	4R7

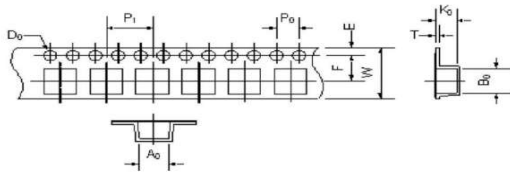
Notes:

- DCR test data is referenced to 20°C ambient;
- Isat: Peak current for approximately 30% rolloff at +20 °C;
- Irms:DC current for an approximate temperature rise of 40°C without core loss. (reference ambient temperature is 25°C)
- temperature rise.It is recommended that the temperature of the part not exceed 125 °C under worst case operating conditions verified in the end application. Max. Value, $\Delta T < 40\text{ }^{\circ}\text{C}$; for Typ. Value, ΔT is approximate 40 °C
- RDC : CHEN HWA502BC/HP4338B (or equivalent)
- Isat : Wayne kerr 3265B Bias Current Source (or equivalent)
- Irms : Wayne kerr 3265B Bias Current Source (or equivalent)
- Test Condition:
Temperature:26±3°C
Humidity:<70% RH
Frequency:1MHz .01V

Molding Power Inductors -MFH Series

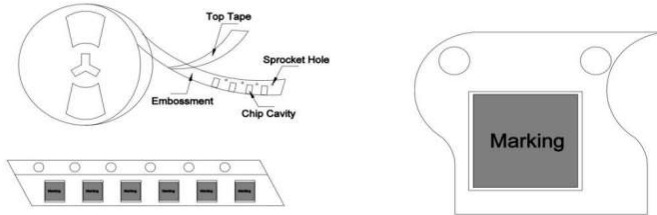
Packaging Information

(1) Tape Packaging Dimensions (Unit: mm)



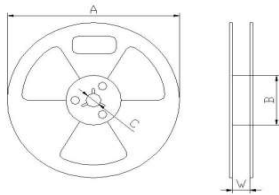
Series	A ₀	B ₀	E	F ₀	P ₀	P ₁	D ₀	T	K ₀	W
MFH0420	4.45±0.1	4.45±0.1	1.75±0.1	5.5±0.05	4.0±0.1	8.0±0.1	1.5 + 0.1/-0.0	0.35±0.03	2.30±0.1	12.0±0.3

Taping Drawings (UNIT:mm)



备注：产品编好带后，卷盘的最外层为 400mmMIN, 最里层为 200mmMIN.

(2) Reel Dimensions (Unit: mm)

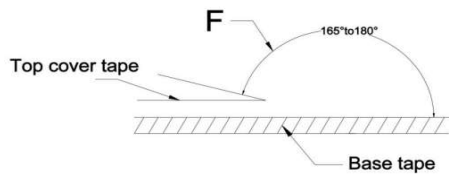


A	330±0.5
B	100±0.5
C	13.5±0.5
W	12.5±0.5

(3) Peel force of top cover tape

The peel speed shall be about 300mm/minute

The peel force of top cover tape shall be between 0.1 to 1.3 N



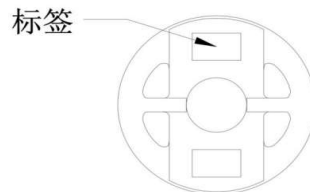
(4) Reel Label

Label on the reel

- Customer's part Number
- Lot Number
- Quantity
- date code

Shipping Label

- Customer's part Number
- Manufacturer's part Number
- Quantity
- date code



Packaging List :

Product Series	Quantity/Reel	Inner Carton Quantity	Out Carton Quantity
MFH0420	2500 pcs	(2500*4)=10000 pcs	(10000*3)=30000 pcs