

SMD shielded Power Inductors -WDRH Series



WDRH Series



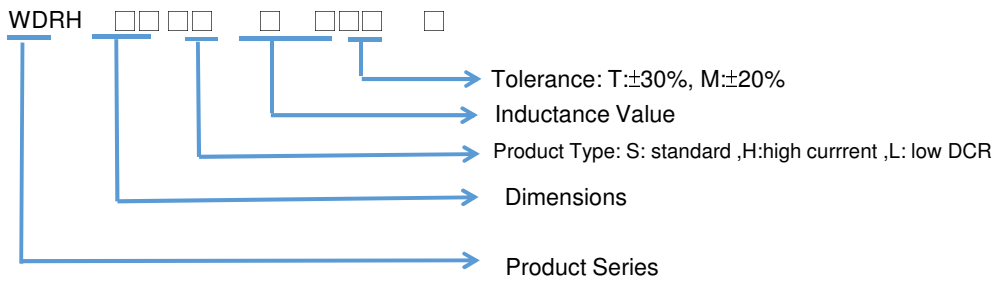
Description:

- RoHS, Halogen Free and REACH Compliance
- Magnetic shielded
- Various package size and wide inductance range

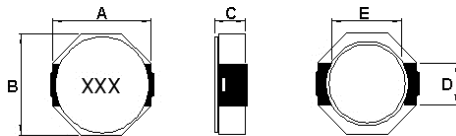
Applications:

- AP Routers
- STBs
- LCD TVs and monitors
- Game consoles
- LED lightings
- DC/DC converters

Product Identification



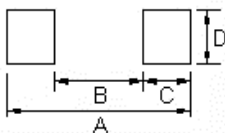
Dimensions-mm



Dimensions-mm

| TYPE | A | B | C | D | E |
|-----------|---------|---------|--------|-----|-----|
| WDRH8D43S | 8.3Max. | 8.3Max. | 4.5Max | 2.5 | 6.3 |

Recommended Pad Layout



Dimensions-mm

| TYPE | A | B | C | D |
|-----------|------|-----|-----|-----|
| WDRH8D43S | 10.1 | 6.1 | 2.0 | 2.8 |

SMD shielded Power Inductors -WDRH Series

Electrical Characteristics

| Part No. | Inductance (μ H) | Test Freq. | RDC (Ω)Max. | Rated Current (A) | Tolerance |
|---------------|--------------------------|------------|-------------------------|-------------------------|-----------|
| WDRH8D43S3R3M | 3.3 | 100 kHz,1V | 0.019 | 5.7 | 20 |
| WDRH8D43S4R7M | 4.7 | 100 kHz,1V | 0.022 | 5.6 | 20 |
| WDRH8D43S100M | 10 | 100 kHz,1V | 0.036 | 4 | 20 |
| WDRH8D43S150M | 15 | 100 kHz,1V | 0.053 | 2.9 | 20,30 |
| WDRH8D43S220M | 22 | 100 kHz,1V | 0.075 | 2.4 | 20 |
| WDRH8D43S470M | 47 | 100 kHz,1V | 0.15 | 1.8 | 20,30 |
| WDRH8D43S680M | 68 | 100 kHz,1V | 0.24 | 1.5 | 20 |
| WDRH8D43S101M | 100 | 100 kHz,1V | 0.353 | 1.1 | 20 |

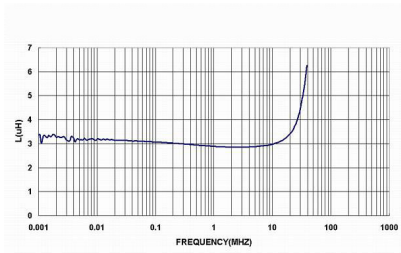
Notes:

- 1.tolerance $K=\pm 10\%$ / $M=\pm 20\%$ / $T=\pm 30\%$
- 2.All test data is referenced to 25°C ambient.
- 3.Operating temperature range $-30^{\circ}\text{C} \sim 100^{\circ}\text{C}$ (Including self - temperature rise)
- 4..Isat for Inductance drop 35% from its value without current.
RDC test method: place testing device to the 2 solder ends of winding and test the value.
5. Measure Equipment :
L : Agilent/ E4980 or HP4284A (under 1MHz), HP4285A (over 1MHz)
RDC : Chroma 16502
Isat : HP4284+42841A or WK3260B+WK3265B
- 6.Test Condition:
Temperature:26 \pm 3°C
Humidity:<70% RH

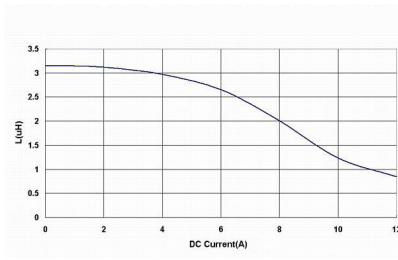
SMD shielded Power Inductors -WDRH Series

Curve:

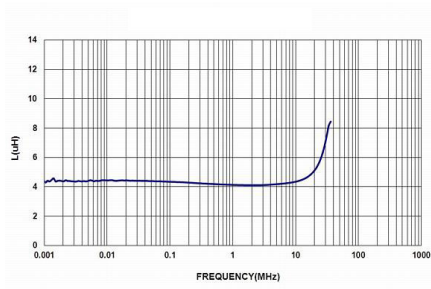
WDRH8D43S3R3M



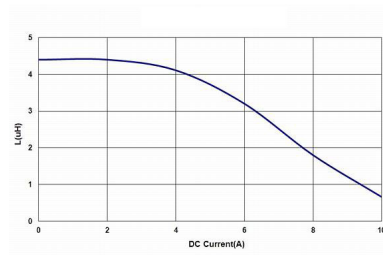
WDRH8D43S3R3M



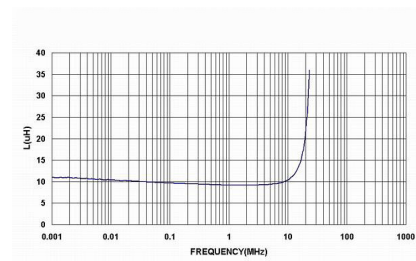
WDRH8D43S4R7M



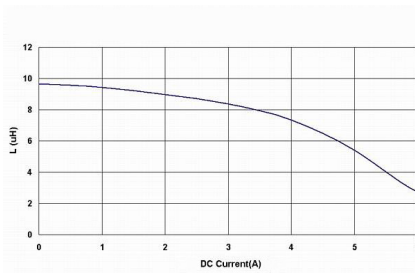
WDRH8D43S4R7M



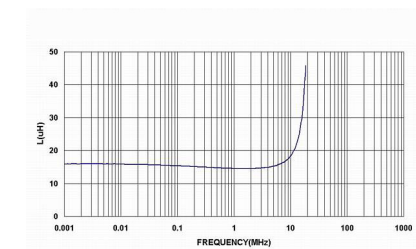
WDRH8D43S100M



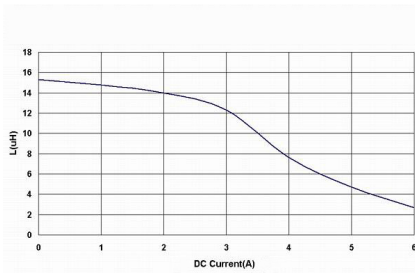
WDRH8D43S100M



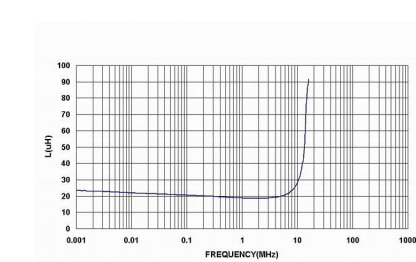
WDRH8D43S150M



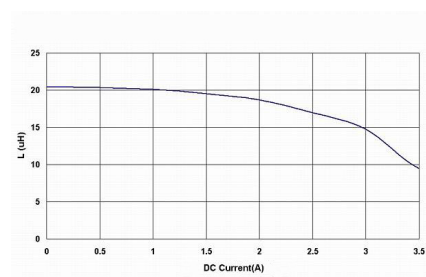
WDRH8D43S150M



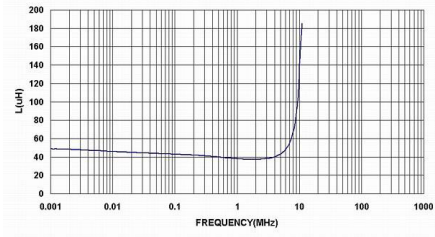
WDRH8D43S220M



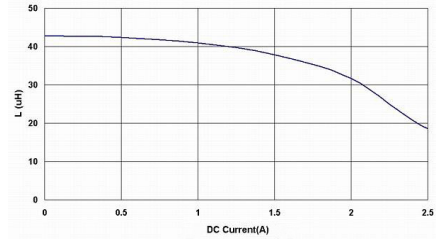
WDRH8D43S220M



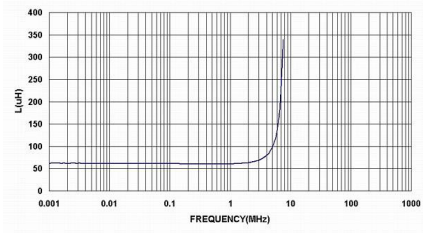
WDRH8D43S470M



WDRH8D43S470M



WDRH8D43S680M



WDRH8D43S680M

